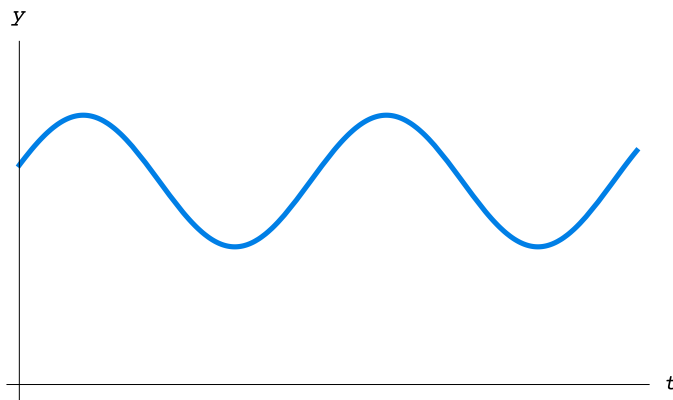


Slope fields

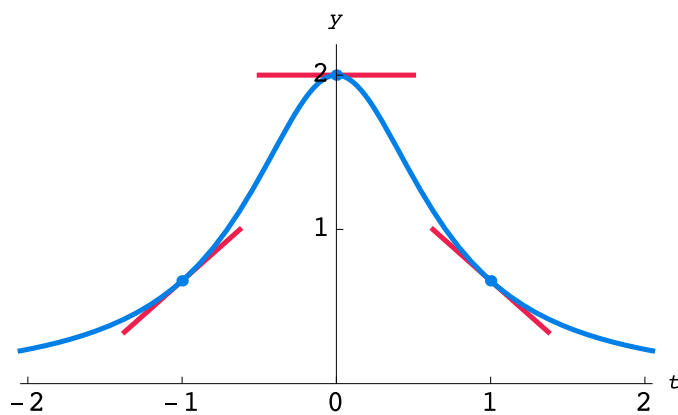
A **slope field** in the ty -plane is a picture of a first-order differential equation

$$\frac{dy}{dt} = f(t, y).$$



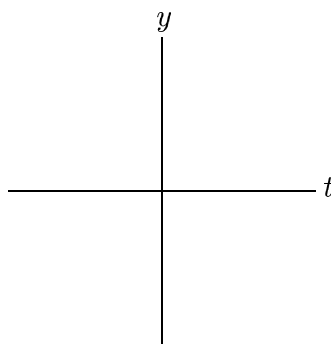
The graph of a solution must be everywhere tangent to the slope field.

Example. Once again consider the differential equation $\frac{dy}{dt} = -2ty^2$.

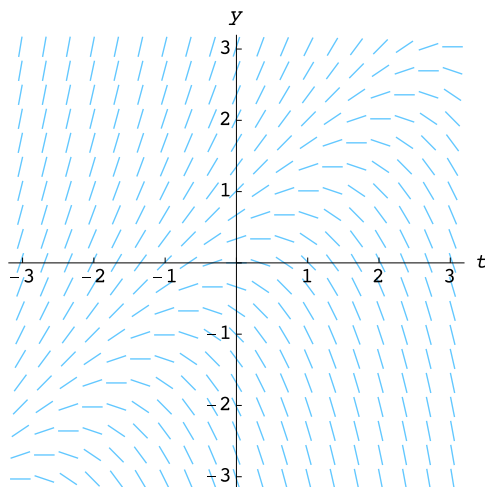


Example. Consider the differential equation

$$\frac{dy}{dt} = y - t.$$



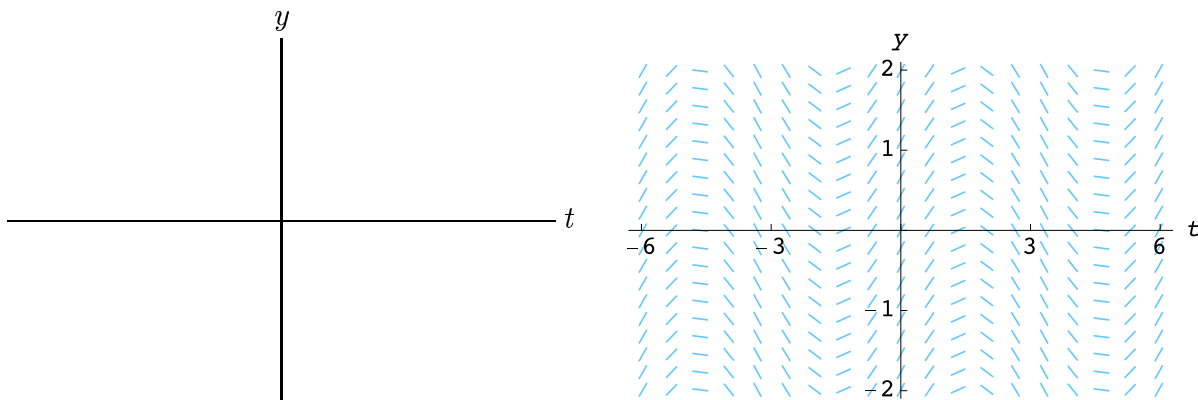
Using the computer to plot the slope field, we get



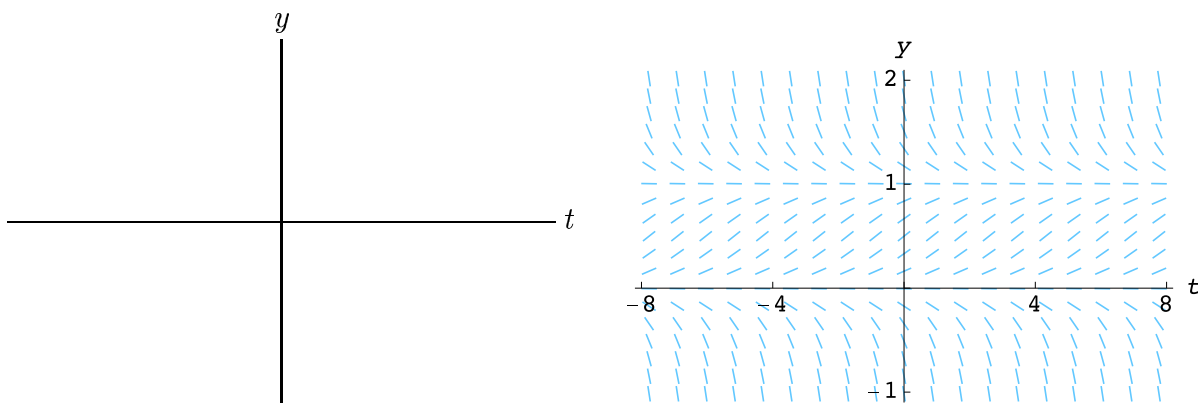
The `TargetPractice` tool is a fun way to see how the slope field relates to the solutions of the differential equation.

Important special cases:

1. $\frac{dy}{dt} = f(t)$



2. $\frac{dy}{dt} = f(y)$ (autonomous)



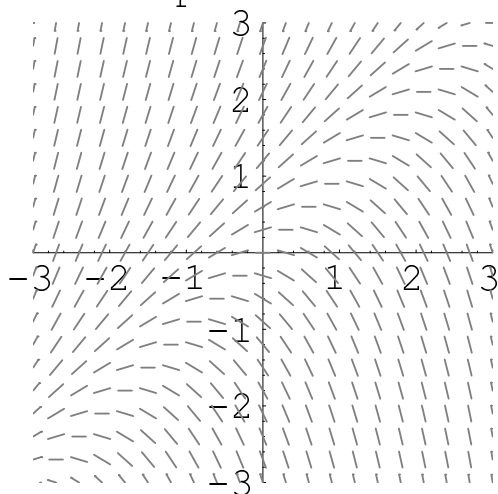
Typical exam problem:

Consider the following 8 first-order equations:

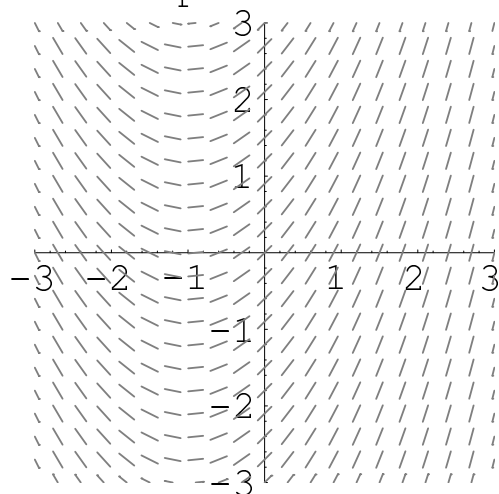
- | | | | |
|------------------------------|---------------------------------|----------------------------|----------------------------|
| 1. $\frac{dy}{dt} = t - 1$ | 2. $\frac{dy}{dt} = t + 1$ | 3. $\frac{dy}{dt} = y + 1$ | 4. $\frac{dy}{dt} = 1 - y$ |
| 5. $\frac{dy}{dt} = y^2 + y$ | 6. $\frac{dy}{dt} = y(y^2 - 1)$ | 7. $\frac{dy}{dt} = y - t$ | 8. $\frac{dy}{dt} = y + t$ |

Four of the associated slope fields are shown below. Pair the slope fields with their associated equations. Provide a brief justification for your choice.

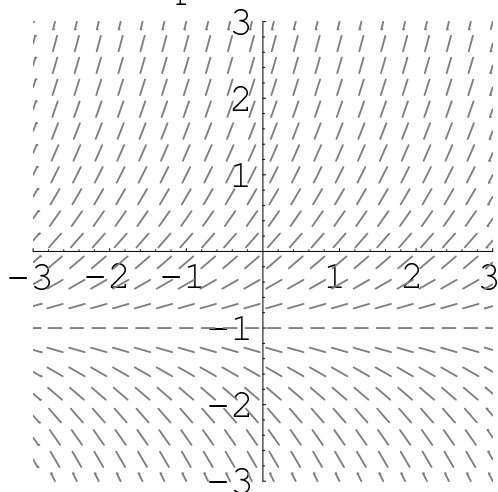
Slope Field A



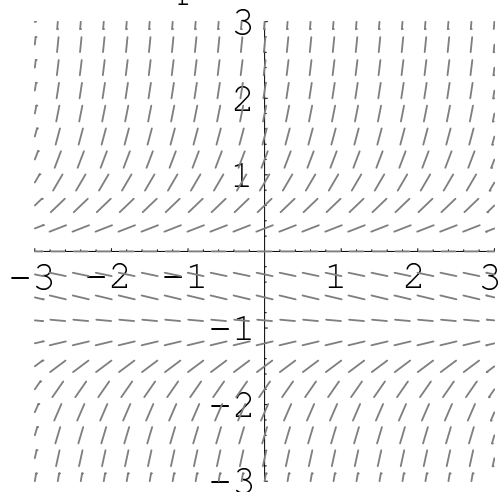
Slope Field B



Slope Field C



Slope Field D

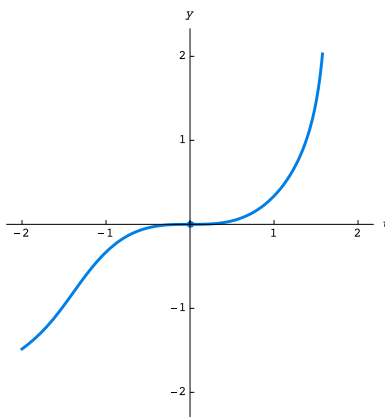


Euler's method

Last class we discussed the initial-value problem

$$\frac{dy}{dt} = y^3 + t^2, \quad y(0) = 0.$$

Here's the graph of its solution.



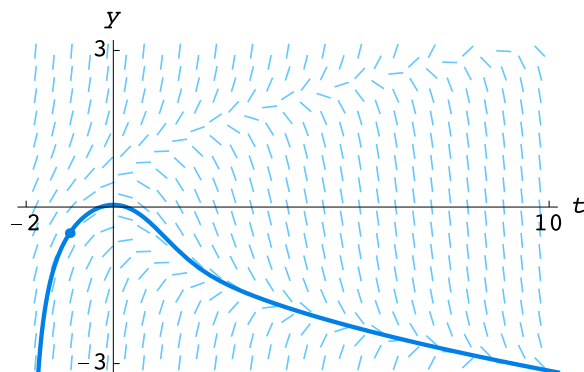
There isn't a nice formula for this function, so how do we obtain its graph? The answer is that we use a numerical algorithm to obtain an approximate solution.

Today we study the numerical algorithm known as Euler's method. It is the most basic of all of the numerical algorithms that are used to approximate solutions to differential equations. Let's start with an example to get an idea of how the method works.

Example. Consider the initial-value problem

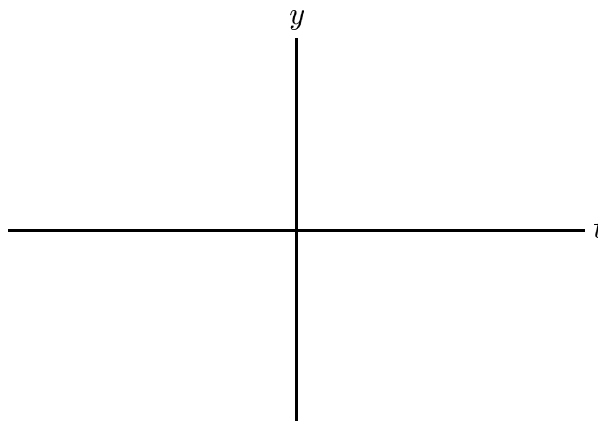
$$\frac{dy}{dt} = y^2 - t, \quad y(-1) = -\frac{1}{2}.$$

First, let's see what HPGSolver produces:

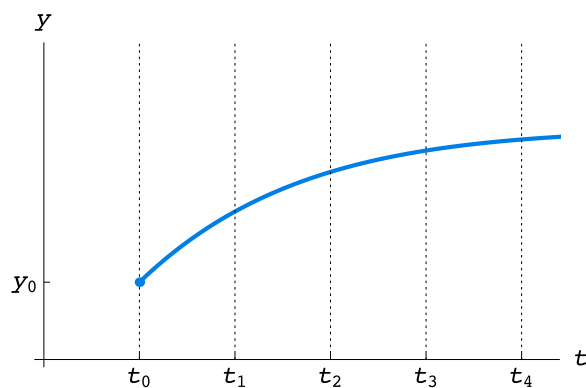


Now let's see what happens when we use Euler's method to approximate the solution with a step size of $\Delta t = 0.5$. We'll use the `EulersMethod` tool from `DETools`.

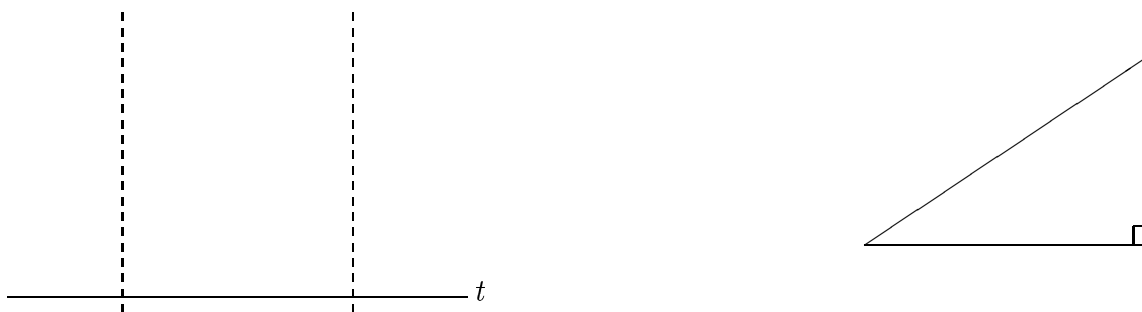
| k | t_k | y_k | m_k |
|-----|-------|-------|-------|
| 0 | -1 | -0.50 | |
| 1 | | | |
| 2 | | | |
| 3 | | | |
| 4 | | | |
| 5 | | | |
| 6 | | | |



Here is a general picture of the algorithm and the associated notation:



Let's look more closely at the k th step and the key triangle:



These observations yield Euler's method:

Euler's method is easy to program—even with just a spreadsheet.

| | A | B | C | D | E | F | G |
|----|----|------|---|-----|---|---|---|
| 0 | -1 | -0.5 | | 0.5 | | | |
| 1 | | | | | | | |
| 2 | | | | | | | |
| 3 | | | | | | | |
| 4 | | | | | | | |
| 5 | | | | | | | |
| 6 | | | | | | | |
| 7 | | | | | | | |
| 8 | | | | | | | |
| 9 | | | | | | | |
| 10 | | | | | | | |
| 11 | | | | | | | |
| 12 | | | | | | | |
| 13 | | | | | | | |
| 14 | | | | | | | |
| 15 | | | | | | | |
| 16 | | | | | | | |
| 17 | | | | | | | |
| 18 | | | | | | | |

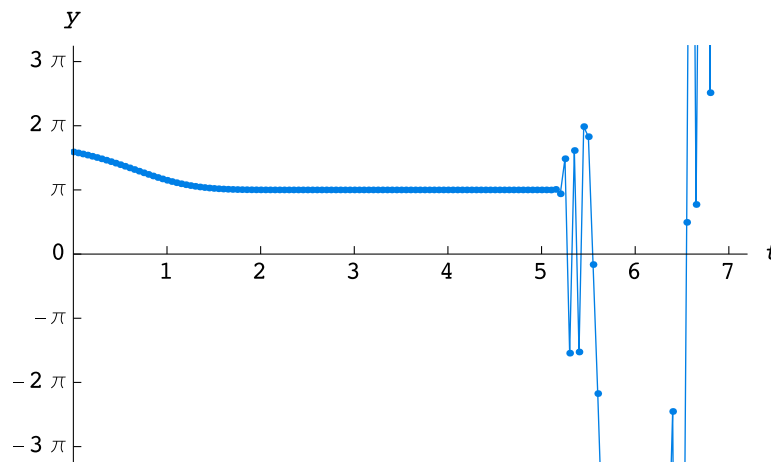
There are two spreadsheets corresponding to this example posted on the course web site—one that uses a lot of the defaults in Excel and one that has been customized for the particular example we are discussing. The second spreadsheet has a slider for Δt that illustrates what happens when different values of Δt are used.

Euler's method is the most basic "fixed-step-size" algorithm for numerically approximating solutions. `HPGSolver` also uses a fixed-step-size algorithm called the Runge-Kutta method. The Runge-Kutta method is usually more efficient and more accurate than Euler's method (see Chapter 7 of our text). Unfortunately, there are differential equations that are not amenable to fixed-step-size algorithms.

Example. Consider the initial-value problem

$$\frac{dy}{dt} = e^t \sin y, \quad y(0) = 5.$$

Let's see what happens when we use Euler's method to approximate the solution with various step sizes $0.01 \leq \Delta t \leq 0.1$.



The spreadsheet for this example is also posted on the course web site.