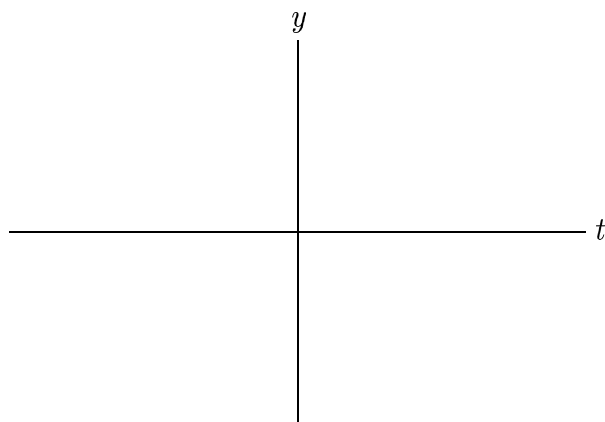


Slope fields:

A **slope field** in the ty -plane is the geometric manifestation of a first-order differential equation

$$\frac{dy}{dt} = f(t, y).$$

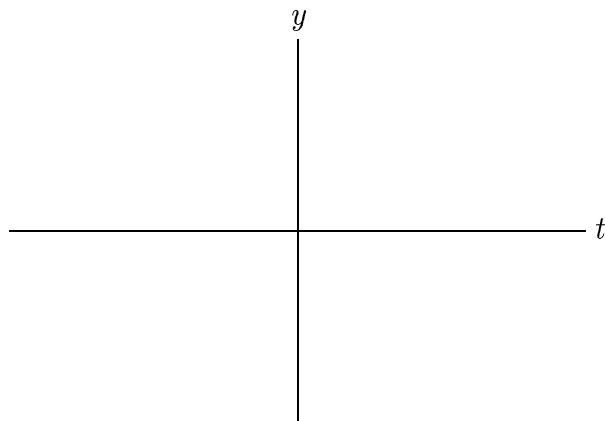


The graph of a solution must be everywhere tangent to the slope field.

Example. Consider the differential equation

$$\frac{dy}{dt} = -2ty^2$$

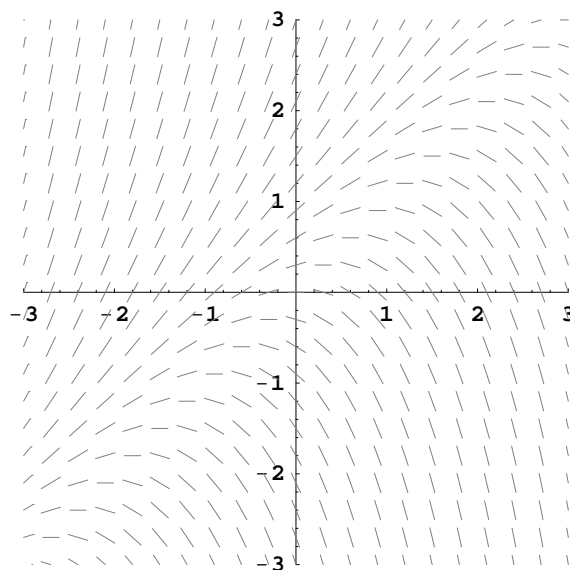
that we studied last class.



Example. Consider the differential equation

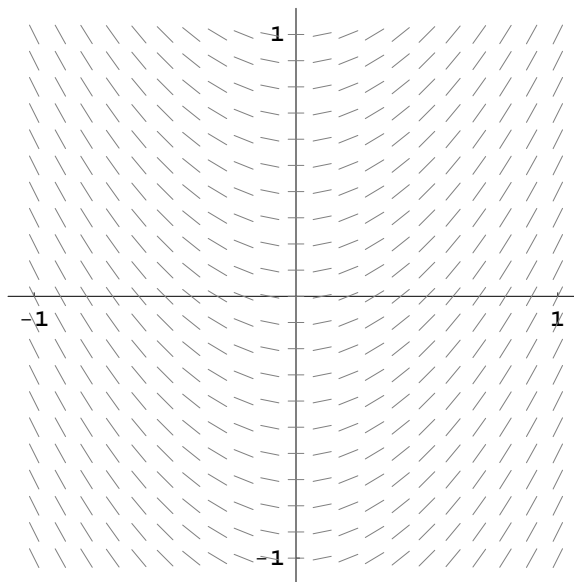
$$\frac{dy}{dt} = y - t.$$

Using the computer to plot the slope field, we get

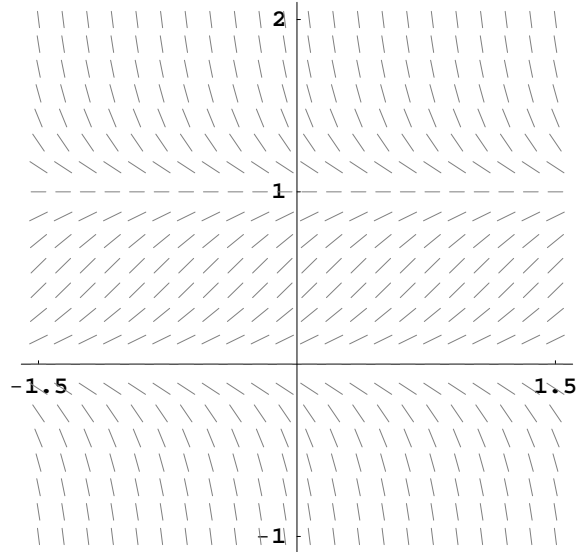


Important Special Cases:

1. $\frac{dy}{dt} = f(t)$



$$2. \frac{dy}{dt} = f(y)$$



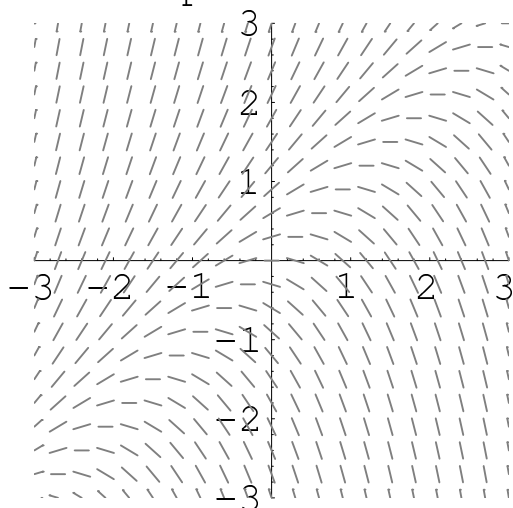
Typical Exam Problem:

Consider the following 8 first-order equations:

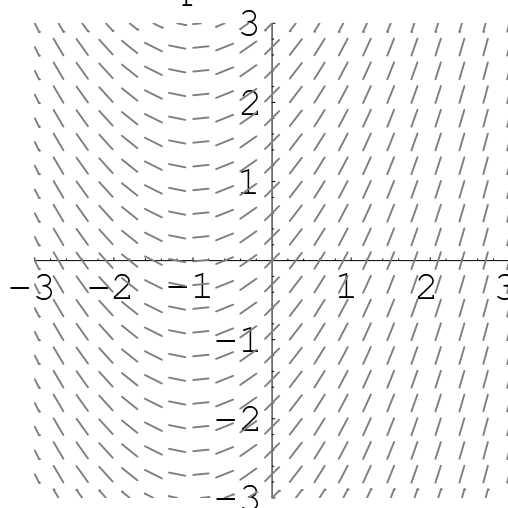
- | | | | |
|------------------------------|---------------------------------|----------------------------|----------------------------|
| 1. $\frac{dy}{dt} = t - 1$ | 2. $\frac{dy}{dt} = t + 1$ | 3. $\frac{dy}{dt} = y + 1$ | 4. $\frac{dy}{dt} = 1 - y$ |
| 5. $\frac{dy}{dt} = y^2 + y$ | 6. $\frac{dy}{dt} = y(y^2 - 1)$ | 7. $\frac{dy}{dt} = y - t$ | 8. $\frac{dy}{dt} = y + t$ |

Four of the associated slope fields are shown below. Pair the slope fields with their associated equations. Provide a brief justification for your choice.

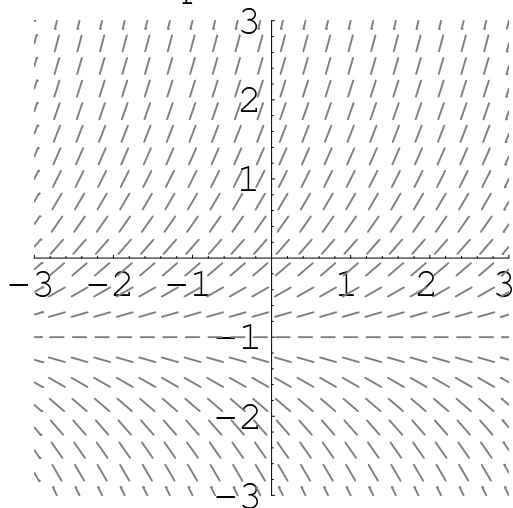
Slope Field A



Slope Field B



Slope Field C



Slope Field D

